



**Mediterranean Memorandum of
Understanding on Port State Control**

Annual Report 2011

(Published 2012)



FOREWORD

We are pleased to present the seventh issue of the Annual Report on Port State Control in the Mediterranean region which is published under the auspices of the Port State Control Committee of the Mediterranean MoU.

2011 was an active year for port State control in the Mediterranean region. The 10 members of the agreement have carried out 6,225 inspections. The number of detentions decreased from 527 in 2010 to 412 in 2011. In these 15 years the Mediterranean Memorandum has gained an impressive experience in fighting sub-standard shipping.

I would like to thank all the members of the MoU Advisory Board (MAB) who serve the Med MoU throughout this year and all of the Member States for their support during the year and I would especially like to thank all of the Med MoU Port State Control Officers and the Administrators for their excellent work throughout the year.

In 2011 the port State control officers of our member Authorities continued their work to promote quality shipping and to reward responsible ship owners and operators. Though the detention rate has declined during 2011, the number of detentions is still high. Some ships are repeatedly detained but have made little or no effort for improvement.



Chairman

Port State Control Committee



Secretariat

Med MoU Secretary



CONTENTS

OVERVIEW

Introduction	4
The Committee	5
Management Advisory Board Meetings	6
The Information Center	7
Co-operation With International Organizations	7
Co-operation With Other Regional Port State Control Regimes	8
Annual Statistical Report 2011	9

STATISTICAL ANNEXES

Contribution of Mediterranean MoU Members to Inspections / Detentions in Year 2005-2011	11
Number of inspections	11
Number of detentions	12
detentions in % of inspections	12
MoU inspections for year 2011	
Annual Figure	13
Number of monthly Inspection, Detention and Inspection with deficiencies	13
Statistics Summary 2011	
Summary Inspection/Detention/inspection with deficiencies	14
Number of Inspections, Detentions and Inspections with deficiencies per member state	15
Number and % of inspection, deficiencies and detention per ship's type	16
Number and % of nature of deficiencies	17
Number and % of inspection, detention and detention's percentage per major Classification Society	18
Detailed annual figures 2011	
Detail inspection/detention/ % per Flag Administration	19
Nature of deficiency number detailed by Flag Administration	23
Med MoU Secretariat Contact Details	27
CIMED Contact Details	27
Med MoU Member States focal points	28



OVERVIEW

Introduction:

This Annual Report is published under the auspices of the Med MoU committee on PSC. This annual report is the seventh issue and covers port State control activities and developments in the year 2011.

In accordance with the provisions of the Memorandum, the Authorities which have signed and formally accepted the Memorandum or which have been accepted with unanimous consent of the port State control committee would become full members.

Currently; the Memorandum has 10 full members namely: Algeria, Cyprus, Egypt, Israel, Jordan, Lebanon, Malta, Morocco, Tunisia and Turkey.

The Port State Control Committee established for Monitoring and controls the implementation and on-going operation of the Memorandum.

The Committee consists of representatives of the member Authorities and also observers from the maritime Authorities and the inter-governmental organizations which have been granted observer status by the committee, namely: International Maritime Organization (IMO), International Labour Organization (ILO), European Commission (EC), Paris MoU and the Black Sea MoU. The Secretariat of the Memorandum is located in Alexandria, Egypt and its Information Centre in Casablanca, Morocco.

For the purpose of the Memorandum, the following instruments are the basis for Port State Control activities in the region:

- * The International Convention on Load Lines, 1966;
- * The International Convention for the Safety of Life at Sea, 1974 (SOLAS 74);
- * The Protocol of 1978 relating to the International Convention for the Safety of Life at Sea, 1974;
- * The International Convention for the Prevention of Pollution from Ships, 1973, as modified by the Protocol of 1978 relating thereto (MARPOL 73/78);
- * The International Convention on Standards of Training, Certification and Watch keeping for Seafarers, 1978 (STCW 78, as amended);
- * The Convention on the International Regulations for Preventing Collisions at Sea, 1972;
- * The Merchant Shipping (Minimum Standards) Convention, 1976 (ILO Convention No. 147);



THE COMMITTEE

The Thirteenth Committee Meeting was held in Limassol, Cyprus on October 3-5, 2011. The meeting was hosted by Maritime Authority of Cyprus. The meeting was attended by the representatives of the member Authorities of Cyprus, Egypt, Israel, Jordan, Malta, Morocco and Tunisia and observers from Paris MoU, Black Sea MoU the U.S. Coast Guard and REMPEC.



The Med MoU 13th Committee meeting 3rd – 5th October 2011

Important outcomes of this meeting:

- The Committee decided to participate in the CIC of the Paris MoU on September 2012, “Fire Safety System Code”.
- The Committee encouraged the possibility of participation of the Med MoU Secretariat in the Paris MoU Task Forces of developing CIC.
- The Committee approved the updated version of the Memorandum of Understanding on Port State Control in the Mediterranean Region “Revision 2012”.



- The Committee decided to set up a correspondence group to work on developing a procedure to calculate the number of individual ships
- The Committee discussed the proposals for training and instructed Med MoU Secretariat to communicate with all member states to provide a schema for implementing training and instructed MAB to work on those schemas to produce a harmonized proposal.

In the 13th Committee meeting of the Med MoU on PSC, and after serving 3 terms as Chairman of the Port State Control Committee, Mr. Lino Vassallo will hand over the Chairmanship to Capt. Mark Chapelle for a term of three years

Mr. Lino Vassallo, who was employed by the Maritime Authority of Malta as General Registrar of Shipping and Seamen Merchant Shipping Directorate was the driving force of many new initiatives in the Memorandum. He greatly encouraged stricter targeting criteria, transparency, quality of information, training of Port State Control Officers and an open dialogue with the industry. He was also the driving force behind the establishing of Management Advisory Board.

MANAGEMENT ADVISORY BOARD MEETINGS

The Management Advisory Board for the Mediterranean Memorandum of Understanding on Port State Control advises the Port State Control Committee on matters of a technical, political and strategic nature, and provides direction to the task forces and Secretariat between meetings of the Committee.

The board meets three times in year 2011. It was composed of participants from Cyprus, Jordan, Morocco, Turkey, Chairman, the Med MoU Secretariat, and CIMED.

- The Fourth meeting of the Management Advisory Board for the Mediterranean Memorandum of Understanding on Port State Control took place in Marrakesh – Morocco from 27th – 28th March 2011.
- The Fifth meeting took place in Alexandria – Egypt from 27th – 28th July 2011.
- The Sixth meeting took place in Limassol - Cyprus on 2nd of October 2011 one day before the 13th Committee meeting.

One of the outcomes of those MAB meetings is the MAB recommendation to the Committee about the Med MoU needs to establish its own procedure to calculate the number of the individual ships.



THE INFORMATION CENTER (CIMED)

The Med MoU Information Center has been established in Morocco, for the purpose of exchanging information on port State inspection, in order to make available to authorities information on inspection of ships on other regional ports to assist them in their selection of foreign flag ships to be inspected and in the exercise of port State control in the region.

- The Committee discussed the issue of providing Equasis with data of inspections results and instructed the CIMED to confirm to Equasis that the Med MoU will cooperate in participation.

CO-OPERATION WITH INTERNATIONAL ORGANIZATIONS

The Med MoU has inter-governmental status (IGO) since 2006 in IMO meetings. The Med MoU Representatives participated in the Flag State Implementation 19th FSI Sub – Committee in February, 2011 and the 5th IMO Workshop in June 2011.

The Fifth IMO Workshop for PSC MOU/Agreement Secretariat and Database Managers was held from 14 to 16 June 2011 at IMO Headquarters. The major agenda discussed at the workshop were update on activities, information network draft Assembly Resolution on Procedures on PSC and other PSC – related matters and technical co-operation activities.

Within the framework of the Euro-Mediterranean Transport Forum, the 2nd Meeting of the Maritime Affairs, Ports and Short Sea Shipping Working Group was held in Brussels on 24-25 Oct. 2011. The Meeting consisted of back to back Meetings of the 6th Maritime Safety Sub-Group, which is also the SafeMed II Project Advisory Committee, was held at the Borschette Conference Centre and was chaired by the European Commission. The Meeting was attended by the Representatives of the Mediterranean Memorandum of Understanding on Port State Control.



CO-OPERATION WITH PARIS MOU

The Med MoU has established and maintained effective and close cooperation with the Paris MoU, both at administrative and technical levels.

Representative of the Paris MoU (Deputy General Secretary Mrs. Carien Droppers) attended the 13th Med MoU Committee meeting in Cyprus, and update the Committee with the draft questionnaire of the CIC on “Fire Safety Systems Code”.

During the period of 2011, continuous efforts and further coordinated actions by the two Memorandums were made.

CO-OPERATION WITH BLACK SEA MOU

The Med MoU has special cooperation with the Black Sea MoU in the area of exchanging PSCOs to gain experience of harmonization and on the job training between both MoUs.

In 2011, Russia, Ukraine and Turkey member states of the Black Sea MoU sent PSCOs to the Med MoU ports.

Representative of the Black Sea MoU (Black Sea Information System (BSIS) Manager Mrs. Natalia Kharchenko) attended the 13th Med MoU Committee meeting in Cyprus

CO-OPERATION WITH TOKYO MOU

The 1st General Training Course for PSC officers in the Asia – Pacific was held in Yokohama, Japan, from 30 August to 27 September 2011. This was the seventh training course jointly organized by IMO and the Tokyo MoU. A total of 20 PSC offices participated in the training course. Eight PSC officers from Abuja MOU, the Viña del Mar Agreement, Black Sea MoU, Caribbean MoU, Indian Ocean MoU, Mediterranean MoU and Riyadh MoU were invited from the IMO. The Maritime Authority of Lebanon participated in the course as a representative of the Med MoU.

The course was conducted with the assistance by the Shipbuilding Research Center of Japan (SRC).



ANNUAL STATISTICAL REPORT 2011

In the following annual statistics the facts and figures of 2011 are listed, the figures show a decrease in the number of inspections, detentions and deficiencies.

INSPECTIONS

With a total number of 6,225 inspections performed in 2011 the inspection figures showed a decrease of 558 inspections (8.2%) compared with the figures of 2010.

The greatest contribution for inspections was from Egypt with 2,058 inspections then from Turkey with 1, 812 inspections.

The greatest percentage of inspections was in the "General cargo/multipurpose ship" which was 2,638 inspections (42% of all inspections).

DEFICIENCIES

Number of deficiencies (22,315)

In 2010 the number of deficiencies recorded was 23,144 deficiencies; in 2011 this number decreased to a total of 22,315 deficiencies (3.5%) compared with 2010. The average number of deficiencies per inspections slightly increased from 3.4 in 2010 to 3.5 in 2011.

The greatest percentage of deficiencies recorded was on "Safety of navigation" with 23.1% of total number of deficiencies, then "Stability, structure and related equipment" with 10.5% of total number of deficiencies.

Number of ships with deficiencies (3,623)

In "General cargo/multipurpose ship" the greatest number of deficiencies recorded which was 1,938 deficiencies (53.5% of total number of deficiencies).

DETENTIONS

The detention figures showed a decrease in the number of detentions in 2011 compared with 2010.

The average detention rate in 2011 is 6.62% which is lower than 2005 which showed a detention rate of 21.41%.

The greatest percentage of detentions was on "General cargo/multipurpose ship" which is 311 detentions (75% of total number of detentions).



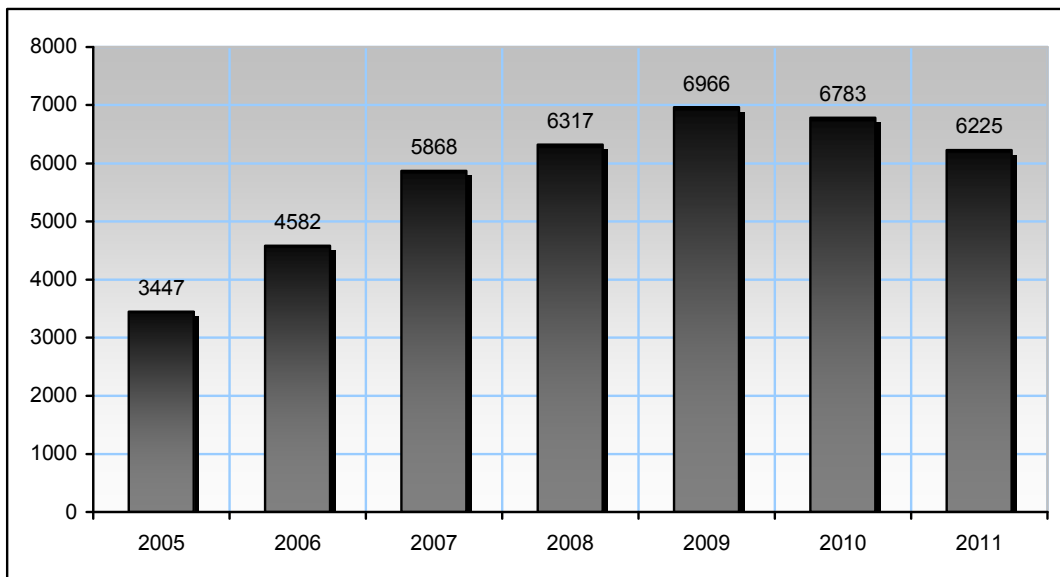
Annual Report 2011



Contribution of Mediterranean MoU Members to Inspections / Detentions in Year 2005-2011

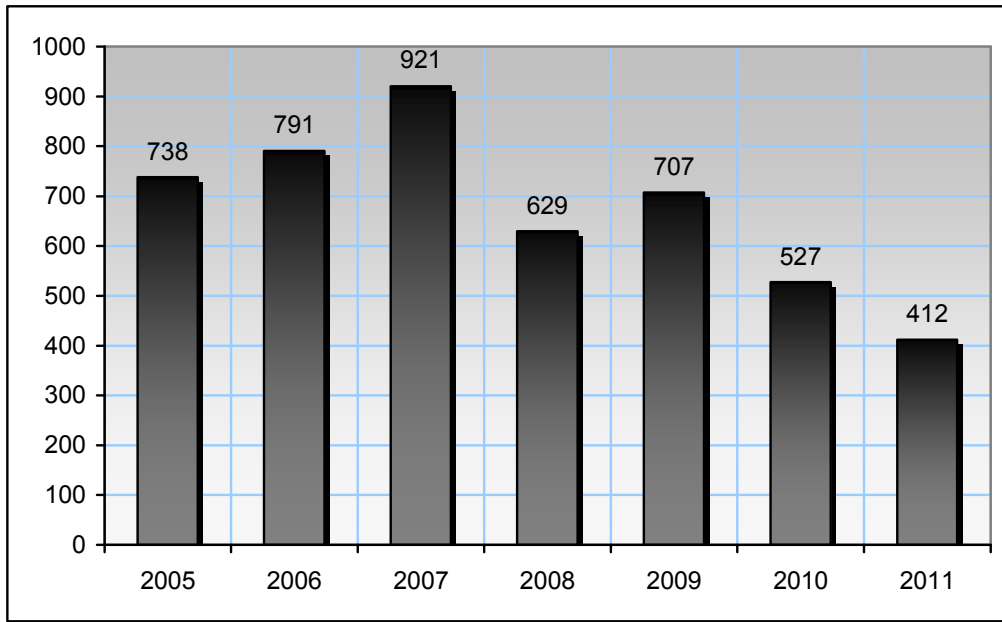
Country	Inspections								Detentions							
	2005	2006	2007	2008	2009	2010	2011	Total	2005	2006	2007	2008	2009	2010	2011	Total
Algeria	0	7	741	898	409	13	0	2068	0	3	11	31	17	4	0	66
Cyprus	0	0	0	0	0	0	126	126	0	0	0	0	0	0	10	10
Egypt	103	1320	1360	1692	2124	2711	2058	11368	6	180	264	197	222	182	109	1160
Israel	0	0	213	185	255	208	277	1138	0	0	14	32	47	48	44	185
Jordan	280	312	363	403	404	385	376	2523	24	17	29	14	5	6	4	99
Lebanon	314	292	367	451	530	512	484	2950	0	0	2	5	10	21	9	47
Malta	244	279	262	287	292	238	227	1829	24	24	17	22	9	10	9	115
Morocco	456	371	400	720	731	724	662	4064	62	85	44	28	19	12	9	259
Tunisia	183	232	233	233	177	342	203	1603	10	15	12	15	8	14	1	75
Turkey	1867	1769	1929	1448	2044	1650	1812	12519	612	467	528	285	370	230	217	2709
	3447	4582	5868	6317	6966	6783	6225	40188	738	791	921	629	707	527	412	4725

Number of inspections

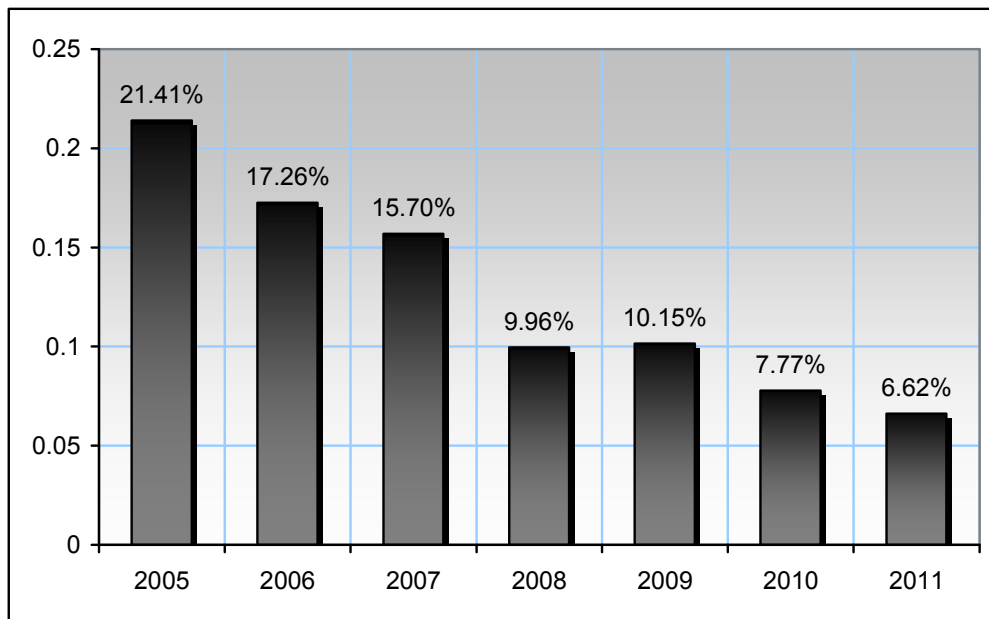




Number of detentions



Detentions in % of inspections

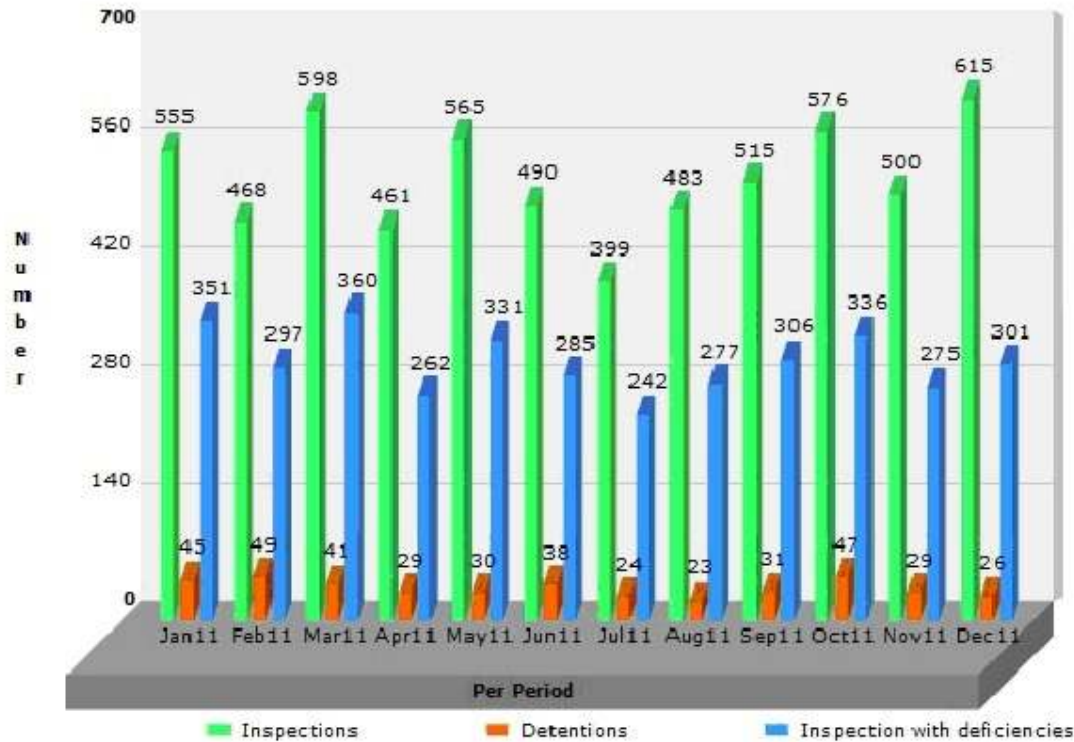




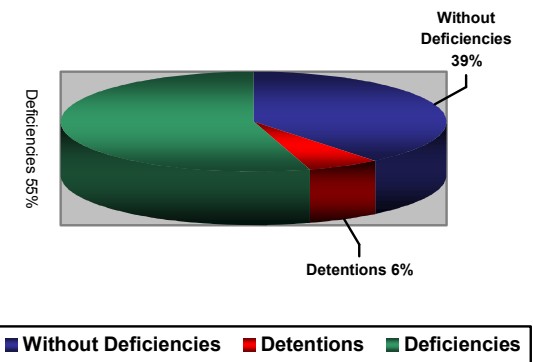
MoU inspections for year 2011

Annual Figure

Number of monthly Inspection, Detention and Inspection with deficiencies



Inspection: 6225
Detention: 412
Deficiencies: 3623





Statistics Summary

Summary Inspection/Detention/inspection with deficiencies

Recapitulation of MOU member's inspections: For 2011

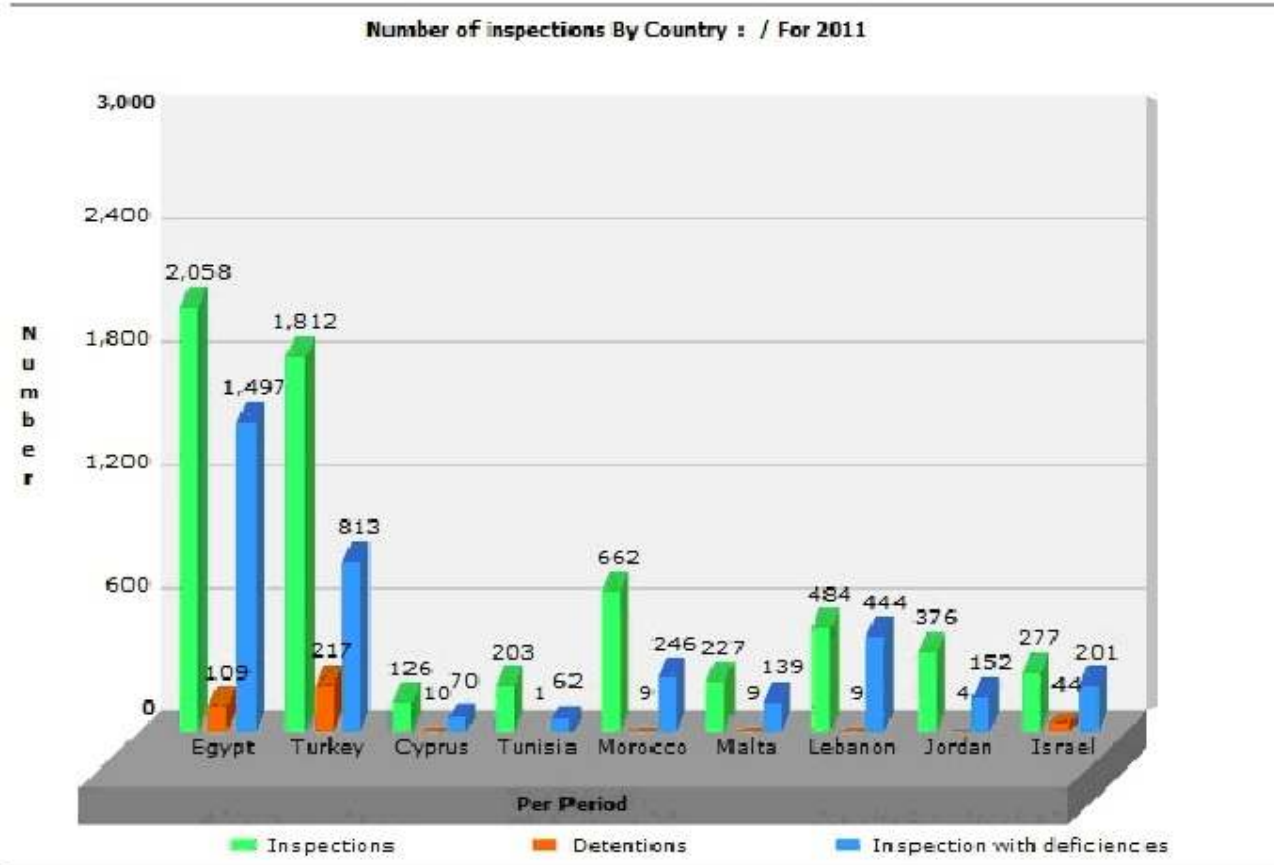
PSC State	Inspections	Inspections with deficiencies	Inspection without deficiencies	Deficiencies - %	Detentions	Detention- %	Detention with classrated Detainable deficiencies
Algeria *	0	0	0	0.00%	0	0.00%	0
Cyprus	126	70	56	55.56%	10	7.94%	2
Egypt	2058	1497	561	72.74%	109	5.3%	23
Israel	277	201	76	72.56%	44	15.88%	0
Jordan	376	152	224	40.43%	4	1.06%	2
Lebanon	484	444	40	91.74%	9	1.86%	0
Malta	227	139	88	61.23%	9	3.96%	6
Morocco	662	246	416	37.16%	9	1.36%	0
Tunisia	203	62	141	30.54%	1	0.49%	0
Turkey	1812	813	999	44.87%	217	11.98%	44
Total	6225	3624	2601		412		77

*** Algeria: no data input into MedSIS Application**



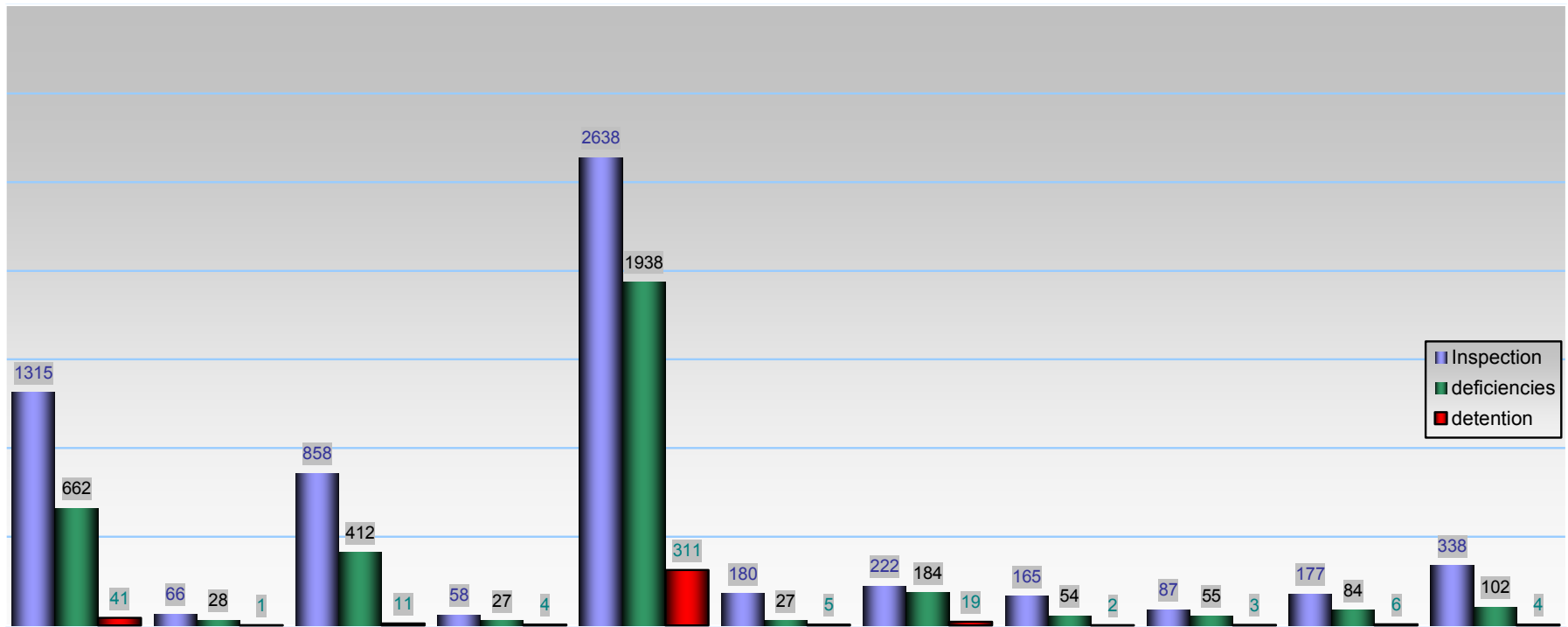
Number of Inspections, Detentions and Inspections with deficiencies per member state

Inspection: 6225
Detention: 412
Deficiencies: 3623





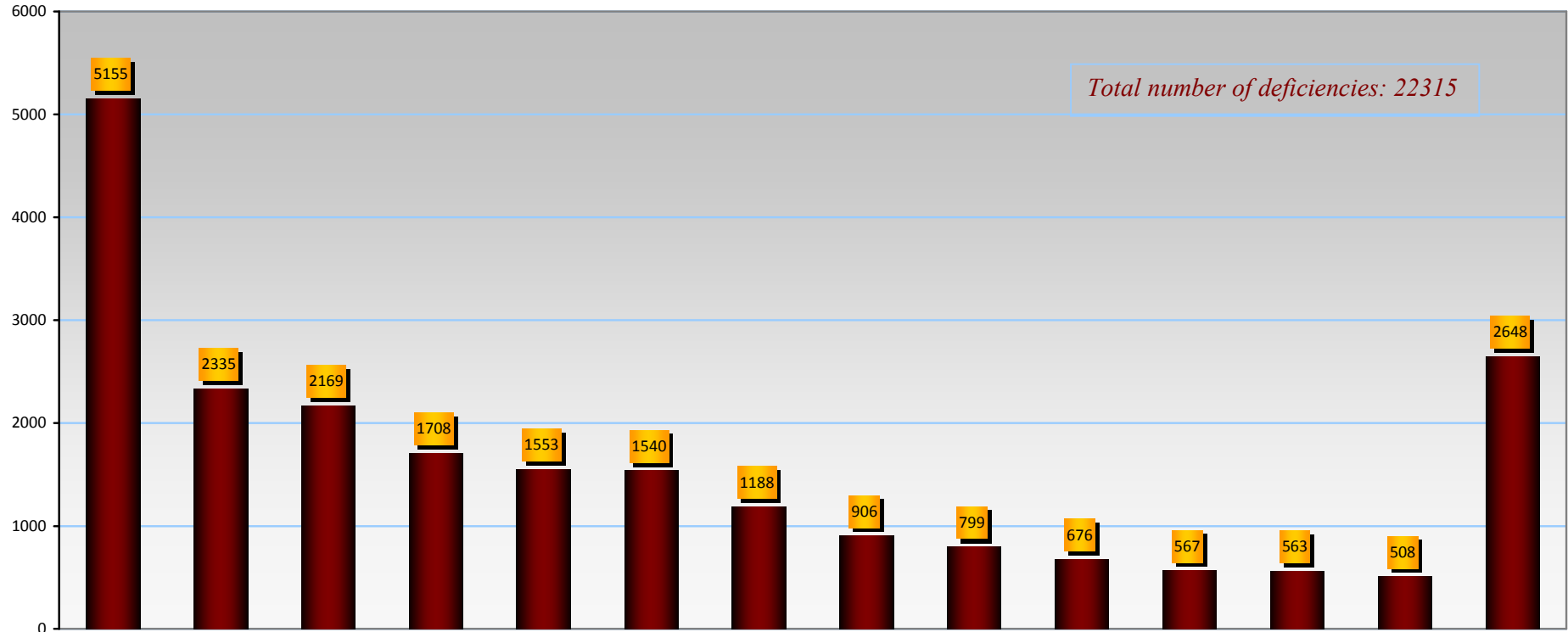
Number and % of inspection, deficiencies and detention per ship's type



	Bulk carrier	Chemical tanker	Containership	Gas carrier	General cargo/multi-purpose ship	Oil tanker	Other types of ship	Passenger ship	Refrigerated cargo carrier	Ro-ro cargo ship	Tanker, not otherwise specified
● Inspection	21%	1%	14%	1%	42%	3%	5%	3%	1%	3%	6%
● Deficiencie	18%	1%	11%	---	53%	1%	9%	---	2%	2%	2%
● Detentions	10%	---	3%	---	75%	1%	8%	---	1%	1%	1%



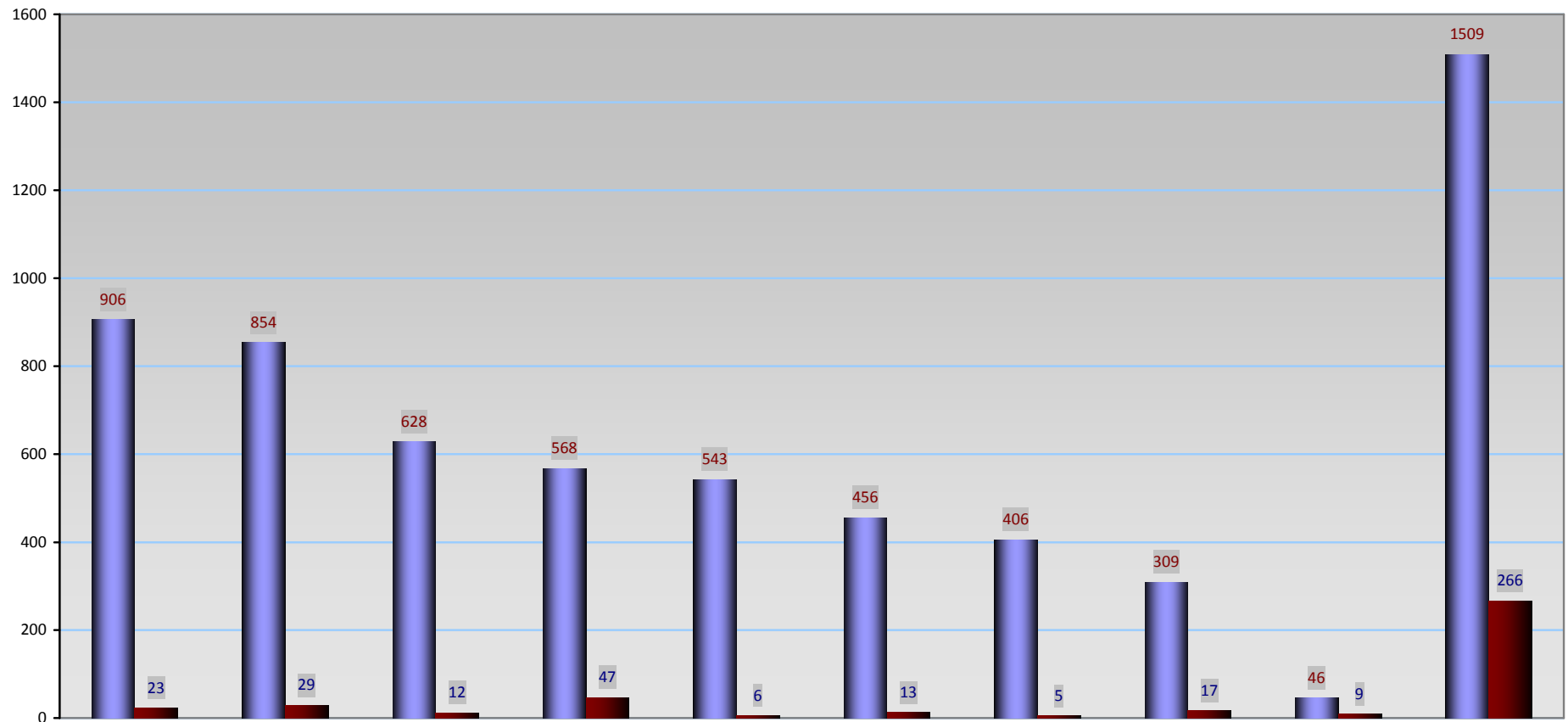
Number and % of nature of deficiencies



	Safety of navigation	Stability, structure and related equipment	Propulsion and auxiliary machinery	Life saving appliances	Fire safety measures	Ship's certificates and documents	MARPOL-annex1	Accident prevention (ILO 147)	Load lines	Radio communication	Crew and accommodation (ILO 147)	ISM related deficiencies	Certification and Watch keeping for Seafarers	Others
Code	1500	900	1400	600	700	100	1700	800	1200	1600	300	2500	200	
Percentage	23.1%	10.46%	9.72%	7.65%	6.96%	6.9%	5.32%	4.06%	3.58%	3.03%	2.54%	2.52%	2.28%	11.88%



Number and % of inspection, detention and detention's percentage per major Classification Society



	GL	BV	NKK	RMRS	LRS	ABS	DNV	RINA	KCS	Others
Detention %	2.5%	3.4%	1.9%	8.3%	1.1%	2.85%	1.3%	5.5%	19.56%	17.6%



Detailed annual figures

Detail inspection/detention/ % per Flag Administration

Flag State	Inspections	Detentions	Inspections with deficiencies	Detention-%	Inspection-% with deficiencies
Albania	5	1	4	0,2	0,8
Algeria	4	1	3	0,25	0,75
Antigua and Barbuda	299	12	165	4.01%	55.18%
Antilles, Netherlands	22	1	13	4.55%	59.09%
Azerbaijan	2	0	1	0	0,5
Bahamas	176	1	65	0.57%	36.93%
Bahrain	5	0	1	0	0,2
Bangladesh	2	0	1	0	0,5
Barbados	24	1	13	4.17%	54.17%
Belgium	8	1	3	12.5%	37.5%
Belize	78	10	62	12.82%	79.49%
Bermuda	20	0	5	0	0,25
Bolivia	20	3	20	0,15	1
Bulgaria	12	1	11	8.33%	91.67%
Cambodia	160	36	149	22.5%	93.12%
Cayman Islands	26	0	11	0	42.31%
Chile	1	0	1	0	1
China, Peopole's Rep. Of	47	0	20	0	42.55%
Comoros	83	15	77	18.07%	92.77%
Cook Islands	13	1	12	7.69%	92.31%
Croatia	7	0	2	0	28.57%
Cyprus	104	1	66	0.96%	63.46%
Denmark	37	1	14	2.7%	37.84%
Dominica	19	2	19	10.53%	1
Egypt	12	0	9	0	0,75



Flag State	Inspections	Detentions	Inspections with deficiencies	Detention-%	Inspection-% with deficiencies
Estonia	1	0	1	0	1
Ethiopia	3	0	2	0	66.67%
Faroe Islands	1	0	1	0	1
Finland	3	0	2	0	66.67%
France	16	0	6	0	37.5%
Georgia	154	26	145	16.88%	94.16%
Germany	73	1	41	1.37%	56.16%
Gibraltar	51	3	30	5.88%	58.82%
Greece	118	3	50	2.54%	42.37%
Honduras	1	0	1	0	1
Hong Kong, China	168	3	55	1.79%	32.74%
India	16	0	9	0	56.25%
Iran (Islamic Republic of)	3	0	2	0	66.67%
Ireland	8	1	6	12.5%	0,75
Israel	1	0	1	0	1
Italy	186	4	79	2.15%	42.47%
Jamaica	3	1	1	33.33%	33.33%
Japan	4	0	1	0	0,25
Jordan	10	1	8	0,1	0,8
Kiribati	3	2	3	66.67%	1
Korea, Democratic People's Rep.	19	6	18	31.58%	94.74%
Korea, Republic of	14	0	7	0	0,5
Kuwait	5	0	3	0	0,6
Latvia	4	0	3	0	0,75
Lebanon	13	3	10	23.08%	76.92%
Liberia	473	7	194	1.48%	41.01%
Libyan Arab Jamahiriya	7	4	6	57.14%	85.71%
Lithuania	6	1	5	16.67%	83.33%



Flag State	Inspections	Detentions	Inspections with deficiencies	Detention-%	Inspection-% with deficiencies
Luxembourg	12	0	7	0	58.33%
Malta	630	15	299	2.38%	47.46%
Man, Isle of	26	0	12	0	46.15%
Marshall Islands	271	6	104	2.21%	38.38%
Moldova, Rep. of	128	30	117	23.44%	91.41%
Mongolia	2	1	2	0,5	1
Morocco	4	0	2	0	0,5
Myanmar	1	0	1	0	1
Netherlands	177	6	88	3.39%	49.72%
Norway	47	0	24	0	51.06%
Pakistan	4	0	3	0	0,75
Panama	846	61	485	7.21%	57.33%
Philippines	28	1	14	3.57%	0,5
Poland	2	0	2	0	1
Portugal	24	0	13	0	54.17%
Qatar	7	0	3	0	42.86%
Russian Federation	213	15	142	7.04%	66.67%
Saint Vincent and the Grenadines	180	18	144	0,1	0,8
Saudi Arabia	11	0	4	0	36.36%
Sierra Leone	114	22	113	19.3%	99.12%
Singapore	124	1	38	0.81%	30.65%
Slovakia	16	2	12	12.5%	0,75
Spain	25	0	9	0	0,36
St. kitts & Nevis	50	10	42	0,2	0,84
Sudan	1	1	1	1	1
Sweden	3	0	2	0	66.67%
Switzerland	5	0	1	0	0,2



Flag State	Inspections	Detentions	Inspections with deficiencies	Detention-%	Inspection-% with deficiencies
Syrian Arab Republic	34	3	32	8.82%	94.12%
Thailand	12	0	6	0	0,5
Togo	67	15	66	22.39%	98.51%
Tunisia	3	1	1	33.33%	33.33%
Turkey	290	16	188	5.52%	64.83%
Tuvalu	6	0	6	0	1
Ukraine	56	9	47	16.07%	83.93%
United Arab Emirates (UAE)	8	2	4	0,25	0,5
United Kingdom	107	1	39	0.93%	36.45%
United Republic of Tanzania	84	20	84	23.81%	1
United States of America	25	1	16	0,04	0,64
Vanuatu	18	0	11	0	61.11%
Venezuela	1	1	1	1	1
Viet Nam	6	0	2	0	33.33%
Total	6218	412	3624		



Nature of deficiency number detailed by Flag Administration

Flag State	100	200	300	400	500	600	700	800	900	1000	1100	1200	1300	1400	1500	1600	1700	1800	1900	2000	2100	2200	2300	2500	2600	2700	2900	3000	
Albania	2		2			5	3		6			1		3	11	2	2							1					
Algeria	2				1	3	1	1	5		1			2	3					2									
Antigua and Barbuda	63	9	8	4	18	37	46	30	53	5	19	19	5	64	181	14	28			13	1		3	22		7	1	2	
Antilles, Netherlands	20	4	3	1	3	2	2	3	7		2		1	9	17	1	2			6		1		1		1			
Azerbaijan	2					1																							
Bahamas	24	14	5	4	3	8	18	11	23		5	12	1	48	59	6	11			6			1	5		1	1		
Bahrain									1						2											1			
Bangladesh				2										1	1														
Barbados	9	1	1	1	1	2	1	2	11		4	1		3	22		4							4					
Belgium			1	1		3	6		1					2	3		1							2		1			
Belize	20	10	12	5	7	26	35	11	45	9	6	9	3	41	99	13	18			11	2		4	21		5	1	2	
Bermuda	7					1		1	2			2		2	1	1	2			1									
Bolivia	13	2	4	1	1	27	6	7	14	1	3	12	2	4	60	5	15			3			2	2		1	1	2	
Bulgaria	1		4	4		1	7	8	6	1				8	10	1				2	1					2			
Cambodia	64	18	42	8	23	133	114	50	133	20	21	55	8	112	292	44	83	2		32	3		8	46	2	22	4	5	
Cayman Islands	11		1	2		3	2	3	4		1			5	18	1	1			3			1			1			
Chile	1					1																							
China, People's Rep. Of		3	2			7			8			2	2	5	32		5			1				4		3			
Comoros	46	17	11	1	8	62	50	24	66	7	10	36	1	47	172	18	28			22	1		3	12		5	3	1	
Cook Islands	3	3				6	6	8	10	1		2		6	14	2	3			2	2			1		1			
Croatia						1									1		1												
Cyprus	16	5	5	2	2	20	26	19	37	15	6	9	3	55	76	11	19		1	4	1		5	10	3	5			
Denmark	9	2			1	4	1		1			3	2	7	13		3			1	1			2			1		
Dominica	7	3	11	2	2	13	9	2	14	3	2	10		11	29	4	9			2	1			6		2		1	
Egypt	9			2	3	1	4	3	3		1	2	1	4	10	1	1			1			1	6	1				



Flag State	100	200	300	400	500	600	700	800	900	1000	1100	1200	1300	1400	1500	1600	1700	1800	1900	2000	2100	2200	2300	2500	2600	2700	2900	3000	
Estonia												1		1	1														
Ethiopia	1					3	1	1	2		1			1	3		1								2				
Faroe Islands			1			1							1		2						1								
Finland	1	1			1		1	1				2		2			1												
France				2		1	3		1			2		1	3		1												
Georgia	73	26	37	4	18	112	77	42	100	16	15	51	8	68	306	39	89	1	1	21	3	1	5	26	3	22	7	7	
Germany	21	3				3	8	5	12	1	2	3	2	19	39	1	7			9			1			7			
Gibraltar	7		6			9	6	10	10		1		1	12	48	5	7			5				5		1			
Greece	27	6	4	1	9	19	31	14	25	2	11	19	1	22	67	14	10			10				4		5	2	4	
Honduras	1					3						1			1														
Hong Kong, China	12	5	10	5	3	9	21	12	22	2	3	3		35	55	5	9			5	2		3	8	1	1			
India	1		4	6	1	1	12	1	5			3		7	7		1							3	1				
Iran (Islamic Republic of)						1								4	1	1													
Ireland	13	1				4	2	2	2					2	10	2	2						1			1			
Israel									1				1				1							1					
Italy	18	2	4	3	4	20	24	15	32	5	6	11	1	45	66	5	7	1		7				7		6		2	
Jamaica	1	1																											
Japan				1										1	1														
Jordan	4		1	2	1	3	1		3			1	4	5	17											3			
Kazakhstan																													
Kiribati	2	1			1	2	1					1		5	2	1	1									1		1	
Korea, Democratic People's Rep.	17	7	4	6	7	21	17	10	29	2	2	14	3	22	38	10	12			3	2			8		4		1	
Korea, Republic of	1		2		1		1	3	2		2	2		2	7		1												
Kuwait						1			2			2		3			1							3		1			
Latvia						1		1	1			1			2						2								
Lebanon	2	1	2	1	3	5	5		4		2	1		6	15	3	7			1				1		2			



Flag State	100	200	300	400	500	600	700	800	900	1000	1100	1200	1300	1400	1500	1600	1700	1800	1900	2000	2100	2200	2300	2500	2600	2700	2900	3000	
Liberia	37	29	18	2	10	35	38	40	70	5	18	14	7	86	196	20	30			17	2		7	14	3	11	1	3	
Libyan Arab Jamahiriya	8	2		1	4	13	7	2	9			2	1	6	19	6	2			1			3	3	1	1	1	1	
Lithuania		2	2			5	2	2	4		2			6	9	1	1												
Luxembourg	1	2	2			1	1		1			1		4	13	2	1						1						1
Malaysia																													
Malta	82	44	43	13	30	83	116	74	201	10	38	39	11	191	300	54	80			26	6	1	10	31	9	15	5	7	
Man, Isle of	4			1	2	3	2		3					6	3	1	3												
Marshall Islands	36	13	6	2	8	33	26	23	35	6	10	8	1	36	107	15	19			10	1		1	6	2	3	1	1	
Moldova, Rep. of	114	41	29	10	15	107	89	35	132	14	24	64	11	96	262	39	70			24	2		6	28		13	7	3	
Mongolia					1	3	1		3			2			8	3	1						1	1		1			
Morocco	4	1				1	2							1															
Myanmar						2	3	7	5					4	1	2													
Netherlands	25	14	1	2	4	25	16	4	27		10	5		14	86	11	25			8	2		2	10		7	1	1	
Norway	11	2	3	1	3	3	8	1	3			7		9	18	5	7			11			2			1			
Pakistan	1							1						1	2	2								1					
Panama	195	79	72	40	60	203	211	125	295	17	68	94	24	332	625	78	151	6	3	67	10		19	91	6	28	10	9	
Philippines	4		1	2		2	4	2	9	1			1	11	12	4	4			6	1		1	2	2				
Poland	1								2			1			2		1							1		1			
Portugal	5	1		1	2	5	3	3	3		2			2	8		3						1	1					
Qatar	1		1			1	1							1	1		1												
Russian Federation	34	6	27	2	17	76	70	35	85	12	8	31	8	80	184	28	46		4	22	6		2	17	1	15	3	3	
Saint Vincent and the Grenadines	52	22	30	15	19	61	65	33	121	8	32	25	8	91	213	30	40			13	3		8	20	4	16	3	2	
Saint Vincent and the Grenadines	89	42	33	14	27	84	90	45	129	13	6	42	12	160	334	43	54			26	4		4	22		8	9		
Saudi Arabia	2					3			2		1	1		6	6											1			
Sierra Leone	77	22	34	13	23	98	60	34	120	9	12	32	3	95	268	27	66			15	3		5	19	2	20	8	11	



Flag State	100	200	300	400	500	600	700	800	900	1000	1100	1200	1300	1400	1500	1600	1700	1800	1900	2000	2100	2200	2300	2500	2600	2700	2900	3000
Singapore	5	10	1		2	5	5	2	15		2	4	1	11	44	5	7			5	1			3		2		
Slovakia	5		4	2	1	9	7	1	3	1	1	6	5	5	19	4	4									2	2	
Spain	4		1			2	2	1	1		1				2	1	6				1						1	
Sri Lanka																												
St. kitts & Nevis	18	6	10	6	7	29	29	11	38		2	13	2	14	59	10	21			4	2			8		6		2
Sudan	2		2			4	1		6			2			5		1			1								
Sweden							2								1													
Switzerland	1																											
Syrian Arab Republic	10	7	7	3	4	25	17	8	27	2	2	2		20	68	5	13			4				13		4		4
Thailand	1				1	1			6	1		1	1	5	4	1							1	2				
Togo	53	14	13	3	14	57	43	17	77	5	9	35	5	57	156	20	46			14			3	24	1	16	4	3
Tonga																												
Tunisia	4	1				2			1		2				7	1												
Turkey	56	11	47	3	21	91	56	94	143	15	29	56	6	139	261	39	60	1	1	38	5		3	15		25	4	9
Tuvalu	7	2	1			2	4	5	11		1		1	8	18	1				2				1	1			1
Ukraine	17	3	3	1	4	32	36	7	53	2	6	9	3	32	63	16	7		2	3	1		3	7		5		2
United Arab Emirates (UAE)	1	4					2	1				1			10		4			2				1		1		
United Kingdom	14	8	4	1	4	11	11	10	26	3	1	3		14	45	12	5			3	2			2		6	3	1
United Republic of Tanzania	84	14	15	5	19	87	55	23	89	5	10	40	6	62	213	19	58			13	2		3	26	1	14	7	8
United States of America	10	1			2	1	6	1	4			5		20	10		6			6			1	2		1		2
Vanuatu	13	2	3	1		1	2	2	1					1	5	1	3							1		1		
Venezuela	7							1				3		1	3	3	1			1				1				
Viet Nam	3						2	1	1				1		2		1									1		1
Total	1540	508	567	201	399	1708	1553	906	2335	206	417	799	157	2169	5155	676	1188	11	12	490	72	3	121	563	45	329	82	103

**MED MOU SECRETARIAT CONTACT DETAILS****Adm. Mokhtar AMMAR**

Secretary General

E-mail : amm@medmou.org**Capt. Emad ISLAM**

Deputy Secretary

E-mail : eislam@medmou.org

Postal Address:	MEDMOU Secretariat, ELMANDARA – 746 EL CORNISH STREET 17 th FLOOR- (BLUE HORIZON BUILDING)- ALEXANDRIA - EGYPT
Email Address :	secretariat@medmou.org
Website :	www.medmou.org
Telephone :	+ (203) 5505770 + (203) 5505773
Fax :	+ (203) 5505578

CIMED CONTACT DETAILS**Mr. Omar Hassein**

Director MedMoU Information Centre











E-mail : director@medmouic.org**Mr. Mehdi Loutfi**

Deputy Director MedMoU Information Centre

E-mail : deputydirector@medmouic.org

Postal Address:	Immeuble Direction de la Marine Marchande-Boulevard Félix Houphouet BOIGNY, 20000, Casablanca - Morocco
Email Address :	medmouic@medmouic.org
Website :	www.medmouic.org
Telephone :	+ (212) 522 27 17 50/543 46 20
Fax :	+ (212) 522 27 17 63

**Med MoU Member states Focal Point**

<p style="text-align: center;"><i>Algeria</i></p> 	<p style="text-align: center;"><i>Cyprus</i></p> 	<p style="text-align: center;"><i>Egypt</i></p> 	<p style="text-align: center;"><i>Israel</i></p> 
<p>MR. BENYELLES ABDERRAHIM LOTFI</p> <p>Directeur De la Marine Marchande et des Ports Ministere des Transports -</p> <p>1, Chemein Ibn Badis EL MOUIZ EL BIAR – Alger.</p> <p>Phone: +213 21920931 Fax: +213 21926096 E-mail: benyelles@ministere-transport.gov.dz</p>	<p>MR. MICHAEL A. MICHAELIDES</p> <p>Marine Surveyor A' Ministry of Communications and Works Department of Merchant Shipping</p> <p>Kyllinis Street, Mesa Geitonia 4007, Lemesos Postal Address: P.O. Box 56193 3305, Lemesos Cyprus</p> <p>Phone: +357 25848 100 - 275 Fax: +357 25848200 E-mail: mmichaelides@dms.mcw.gov.cy</p>	<p>R. ADM: Ibrahim Ali Fiefel</p> <p>Chairman of Egyptian Authority for Maritime Safety</p> <p>Alexandria – Bab Gomrok (1) Postal code 21513</p> <p>Phone: +203 4832041 Fax: +203 4837627 E-mail:eafms@mot.gov.eg</p>	<p>CAPT. ALEXSANDER GERSON</p> <p>Head of Shipping & ports Inspectore</p> <p>15A Pal – Yam St. POB 806, Haifa 31999, Israel</p> <p>Phone: +972 48632080 Fax: +972 48632118 E-mail: techni@mot.gov.il</p>
<p style="text-align: center;"><i>Jordan</i></p> 	<p style="text-align: center;"><i>Lebanon</i></p> 	<p style="text-align: center;"><i>Malta</i></p> 	<p style="text-align: center;"><i>Morocco</i></p> 
<p>ENG. AL MOUTASEM AL-SAKET</p> <p>Director General– Jordan Maritime Authority</p> <p>The Hashemite Kingdom of Jordan P.O.Box 171-Aqaba 77110 Jordan</p> <p>Phone: +962 32015858 Fax: +962 32018049 E-mail: jma@jma.gov.jo</p>	<p>MR. ABDEL HAFIZ EL KAYSSI</p> <p>General Director of Land & Maritime Transport</p> <p>Ministry of Public Works & Transport Starco Bldg. 3rd Floor - Beirut – Lebanon</p> <p>Phone: +9611 3716 44 - 45 Fax: +9611371647 E-mail: ministry@transportation.gov.lb</p>	<p>MR. IVAN SAMMUT</p> <p>Chief Officer Merchant Shipping & Registrar-General of Shipping and Seamen Merchant Shipping Directorate.</p> <p>Malta Transport Center Marsa, MRS 1917 - Malta</p> <p>Phone: +356 21250350 Fax: +356 21241460 E-mail: ivan.sammuto@transport.gov.mt</p>	<p>MR. ABDELLAH IDRISSE ABOUELFETH</p> <p>Deputy Director of Merchant Marine</p> <p>Direction de la Marine Marchande Boulevard Félix Houphouët Boigny Casablanca - Maroc</p> <p>Phone: +212 522434605 Fax: +212 522273340 E-mail: dgm@dmm.gov.ma</p>
<p style="text-align: center;"><i>Tunisia</i></p> 		<p style="text-align: center;"><i>Turkey</i></p> 	
<p style="text-align: center;">MR. RACHID FEFEL</p> <p>Director of Fleet and Maritime Navigation</p> <p>Office de la Marine Marchande et des Ports – Batiment Administratif 2060 - Tunisia</p> <p>Phone: +216 71 73 7559 Fax : +216 71 737559 E-mail: r.fefel@ommp.nat.tn</p>		<p style="text-align: center;">MR. CEMALETTIN SEVLI</p> <p>General Director</p> <p>Ministry of Transport, Maritime Affaires and Communications General Directorate for Maritime and Inland Waters Regulation T.C. Ulaştırma, Denizcilik ve Haberleşme Bakanlığı Deniz ve İçsular Düzenleme Genel Müdürlüğü Hakkı Turaylıç Caddesi No:5 “C Blok” Emek/Ankara/TÜRKİYE</p> <p>Phone: +90 312 203 10 00 Fax: +90 312 231 3306 E-mail: psc@denizcilik.gov.tr</p>	